

Pressure Control Valve

Fig. A800

Feature

The differential pressure control valve is a pilot-operated hydraulic regulator that maintains constant pressure between two points, opening when pressure rises and closing when it drops, driven by a pilot sensing system.

Schema



Adjustment Range

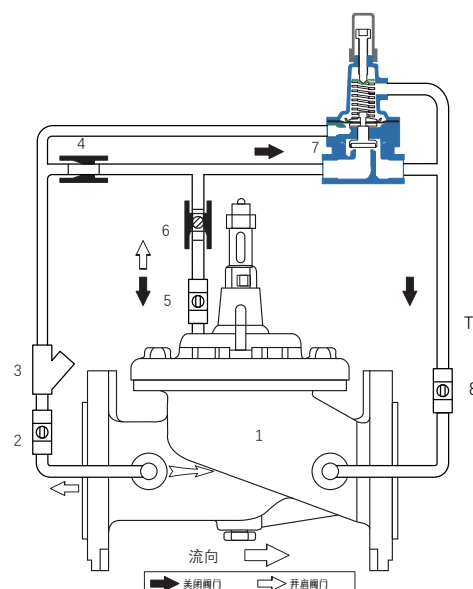
0.00 ~ 2.76 Bar

1.72~8.62 bar (default)

6.89 ~ 17.23 Bar

Material

Part	Name	Material	Standard
1	Main valve	Cast Iron Ductile Iron	EN-GJL-200 EN-JS 1050
2	Ball valve	Brass	EN 12165 W603N
3	Filter	Brass	EN 12165 W603N
4	Throttle plates	Brass	EN 12165 W603N
5	Ball valve	Brass	EN 12165 W603N
6	Throttle	Brass	EN 12165 W603N
7	Differential pressure pilot valve	SS	BS970 304 S15
8	Ball valve	Brass	EN 12165 W603N
Vertical mounting option	Spring assembly	SS	BS970 304 S15

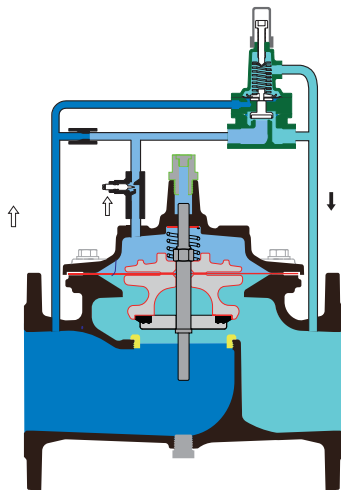


Pressure Control Valve

Fig. A800

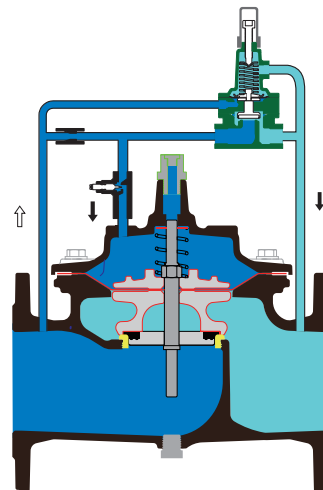
Working Principle

Main valve open



Pilot valve opens at low pressure, draining main valve chamber to activate it.

Main valve close



Pilot valve closes at high pressure, filling main valve chamber to shut it.

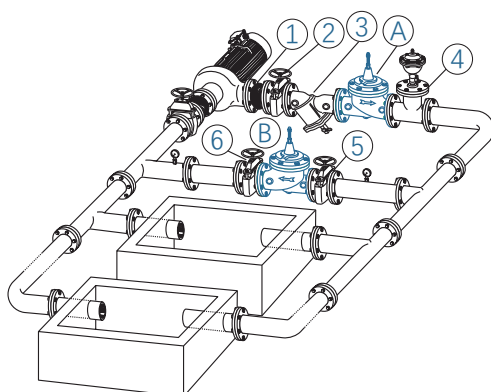
Installation Points

- 1、Pre-valve filter protects main valve.
- 2、Front shut-off valve eases maintenance.
- 3、Max 45° tilt for horizontal install.
- 4、Vertical install needs spring kit (optional).

Value-added features

1. Differential pressure valve with check function
2. Differential pressure valve with check function and solenoid valve control
3. Differential pressure valve with solenoid valve control

Typical Application



In the chilled water circulation circuit system, the differential pressure constant valve is installed between the circuit supply and the return line to maintain a constant differential pressure at both ends of the circuit.

The differential pressure of the circuit can be kept constant regardless of the change in circuit requirements, which can improve the efficiency of the cooling system.

1: Soft joints 2、4: Shut-off valve 3: Filter 4: Air Vent A: Differential pressure constant valve