

## Hydraulic Check Valve

Fig. A300


### Function

A slow-closing check valve is a hydraulically controlled, non-impact check valve. When the inlet pressure exceeds the outlet pressure, the valve opens, and since the opening is gradual with the pressure, sudden opening surge can be prevented.

When a pressure reversal occurs, the higher downstream pressure provides control pressure applied through the line to the upper bonnet chamber and the valve closes without dripping.

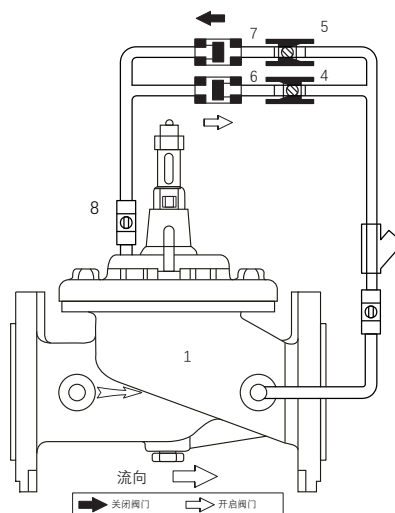
This valve is ideal for applications where active shut-off is required.

### Schema



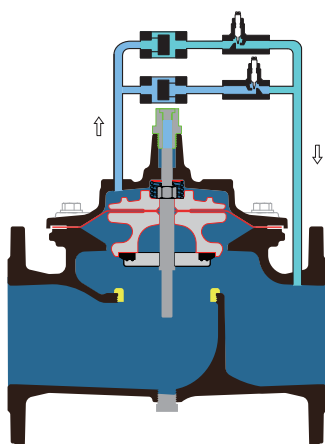
### Materials

Parts	Name	Material	Standard
1	Main valve	Cast Iron Ductile Iron	EN-GJL-200 EN-JS 1050
2	Ball valve	Brass	EN 12165 W603N
3	Filter	Brass	EN 12165 W603N
4	Throttle plates	Brass	EN 12165 W603N
5	Throttle	Brass	EN 12165 W603N
6	Check valve	Brass	EN 12165 W603N
7	Check valve	Brass	EN 12165 W603N
8	Ball valve	Brass	EN 12165 W603N
Vertical mounting option	Spring assembly	SS	BS970 304 S15



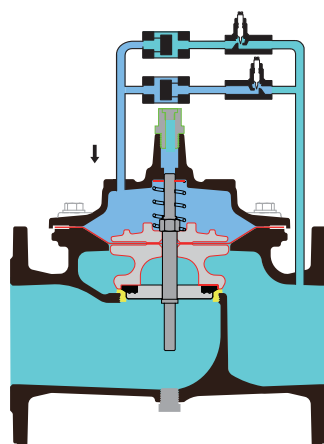
### Working Principle

#### Main valve open



When the pump is started, the main valve drains water from the bonnet chamber, and the main valve first opens slowly and then quickly.

#### Main valve close

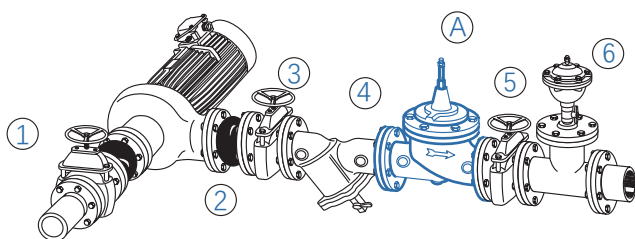


When the pump is stopped, water enters the bonnet chamber on the main valve, and the main valve closes quickly and then slowly.

### Installation points

1. A filter is installed in front of the valve, which can effectively protect the main valve.
2. The front shut-off valve is conducive to maintenance.
3. When the control valve is installed horizontally, the maximum inclination angle shall not exceed 45°.
4. When installing vertically, you need to purchase corresponding spring accessories (optional)

### Typical Application



1. Valves are used in any piping system where unidirectional flow is expected.
2. Installed at the outlet of the water pump to prevent reverse flow when the pump is stopped.

1、3、5: Cut-off Valve    2: Soft joints    4: Strainer    6: Air Vent    A: Check valve