

Ball Valve Threaded

Fig. 8930

Standard

Connection meet: ISO228/1
Size range: 15mm(1/2")~25mm(1")
Testing Standard: EN12266-1

Technical data

Nominal pressure: 25 bar。
Size: DN15~DN25
Testing pressure: Shell: 37.5bar
Seal: 27.5bar
Connection: M33x1.5
Working ΔP : 5 bar
Temperature range: 5°C ~ 100°C
Ambient Temperature: 0°C ~ 60°C
Media: Water, Glycol
Actuators: EQF/EQASeries

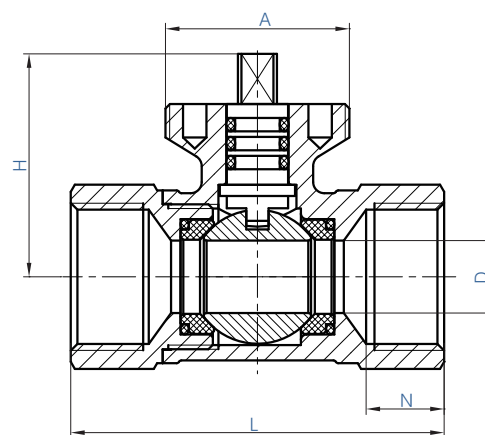

Specification

Part	Material	Material
Body	Forged Brass	CW617N
Ball	Brass	HPb57-3
Seal	PTFE	
O-ring	Silica rubber	
Bonnet	Brass	CW617N
Shaft	Brass	CW617N
O-ring	FKM	

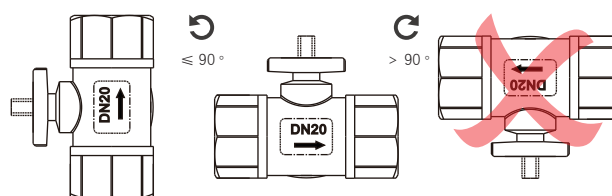
Dimensions

DN	mm	15	20	25
	inch	1/2	3/4	1
H		38	40	44
L		56	67	84
N		13	14	18
A	/		M33X1.5	M33X1.5
D		Φ10	Φ13	Φ15
Kvs		4.5	7.3	8.7
Connection		Rp 1/2"	Rp 3/4"	Rp 1"

Schema



Installation



1. Actuator must be horizontal;
2. Do not use force on the drive during installation;
3. The thread connected with the valve must be standard thread
4. The valve and pipeline should be kept clean before installation;
5. The valve and pipe recommended horizontal installation, can be installed vertically, but not inverted;
6. Ensure that the pipes and valves are insulated and do not wrap the Actuator in the thermal insulation layer.

Note: If the product is damaged due to improper installation or harsh working medium, We only provide paid services.

WARCO reserves the right to change dimensions without notice